

Blackminton

The Magical Sporting Event



This guide will teach you about Blackminton, the magical speed badminton night event from Speedminton®. It describes the most important aspects of setting up and holding a Blackminton event.

If you plan to organize a Blackminton event yourself, please contact us first. We'll be happy to help you with advice – and even active participation and equipment, if requested – to make sure your event is a success. To get in contact with us quickly, please fill out the [online form](#).

Of course, you can also book a complete event from us, or a full team, with all the equipment.

Sports and Party


Blackminton is a magical Speedminton® sports party played under black light on glowing playing fields. It is a one-of-a-kind sporting event and an unforgettable experience for everyone involved. It is an eclectic mix of athletics and vibrant nightlife. The Speedminton® Speedlights (light sticks) give the Night Speeders a light green glow, making them shine even brighter under the black lighting; the Speeders look like shooting stars racing through the night. To help the players see each other better in the dark, they can make themselves up with fluorescent body paint and costumes, creating imaginative Blackminton characters. Booming music from a sound system elevates the mood, encouraging the players even more.

A daytime Speedminton® event can be continued into the night as Blackminton play. Even tournaments can be held as Blackminton competitions.

Choosing the Right Location

Blackminton can be played indoors or outdoors. You can play on tennis courts or wherever there is enough space to set up the fluorescent Speedminton® Easy Court playing fields. If you have enough space, you can also arrange the Easy Courts in a “Star Court” formation, The Star Court makes optimum use of the main black light source for three pairs of players. Of course, if you only have limited space, you can also set up the courts in a row, next to one another.

Very important: The darker the event location, the stronger the black light effects will be. Accordingly, avoid locations with many bright light sources (or switch them off if you can). Light sources within the players’ line of sight are a major distraction. Areas with large insect populations are less than ideal for Blackminton, because black light attracts bugs.




Space Requirements

Make sure to consider the fairly broad space requirements of speed badminton in general: a Speed Court is nearly 80 feet (24m) long, not including the service area from the back line. Therefore, the minimum length is around 85 feet (26m). To set up a Star Court, you need enough space to hold a circle with a diameter of at least 85 feet (26m). The recommended minimum height for playing Speedminton® is 23 feet (7m). Lower ceilings are only suitable for advanced players who play low strokes; but even experts will appreciate locations that permit high lobs.

Speed badminton is more than a typical spectator sport. The first time people see it, they want to try it out themselves – so be sure to allow for enough playing fields at your event. Remember that only 2 players can play on a Speed Court at once, and set up as many courts as your event location allows. The people want to play, not wait!

The Main Black Light Source



Blacklight Kits provide the black light for Blackminton that turns the event location into a magical scene. The light sources are set up standing between the opposing playing fields, so their light shines equally on the players and the Speeders. The Speedminton® Blacklight Kits consist of up to 10 neon black lights, depending on the model. You should set up one Blacklight Kit for each Star Court or tennis court.



Event equipment can be rented and purchased from Speedminton®.

Blackminton in Indoor Tennis Facilities


Indoor tennis facilities are the perfect location for playing speed badminton, and offer ideal playing conditions for tournaments and championships, thanks to the lack of wind. While the Speedminton® rubberized line markers are enough to turn a tennis court into two Speed Courts, Blackminton requires fluorescent line markers that glow under the black light. Two fluorescent Easy Courts from Speedminton® (four playing fields in total) fit perfectly onto the doubles markings of a tennis court. You can affix the corners to the floor with masking tape for the event. The tennis court lines will become invisible in the darkness. Lower or remove the net, if possible.

Tip: To increase the luminosity of the Easy Court line markers, twist them a couple of times into a spiral before you affix them to the ground. Winter event? - Make sure to think of the stationary spectators and set the room temperature accordingly.



Blackminton on Grassy Areas

A large grassy area, under the starry sky of a moonlit night, is an ideal Blackminton location. You affix the Easy Courts to the ground using the included anchor pegs. The



Star Court (see picture on Page 2) is the most innovative way to position the Easy Courts, and makes best use of the central black light source.

Instructions for setting up a Star Court are available on our Web site, www.speedminton.net, under Blackminton.

Tip: Here, as well, to increase the luminosity of the Easy Court line markers, twist them a couple of times into a spiral before you affix them to the ground.

Blackminton on Sandy Surfaces

Many players prefer soft sandy surfaces to play Speedminton®. Sand courts require special equipment to set up: Plastic sand anchor plates, available from Speedminton® upon request, can be used to anchor the corners of the Easy Courts.



Fluoro-Styling

Blackminton requires an area for fluoro-styling, where the players can dress in black light-active clothing or paint themselves with fluorescent make-up. If your event is intended as a spectator show, you should pay special attention to professional styling of the performers.


Your fluoro-styling area will need an extra black light source, to enable the artists to judge the "glow" effect while suiting up. Individual black light lamps to hang in changing rooms, as well as smaller lamps for make-up tables, are available from Speedminton®. We also have body-painting kits and several types of fluorescent textiles. Also popular are blinking LED location lights as body ornamentation – they also help you keep track of your opponent for playing speed badminton at night without black lighting.



When designing the body painting patterns, be sure to apply the paints generously and over wide areas. Remember, you are creating a whole new look for the players and their faces, which have to be visible from a distance (see example photos on Page 9).

The water-soluble fluorescent make-up washes off easily in the shower.

!!! Ingredients for styling: black lights, table, water, brushes, mirror, paper towels.
Optional: coat-hangers, portable tent (as dressing room)...



Racquet Loan, Info Stand, Presenters

Speed badminton is an entirely new sport that requires an introductory explanation. The spectators should be given a chance to try it out. Therefore, at larger events – and especially night events, we recommend lending out racquets (for a deposit) to your visitors. Your event staff should know enough about the world of speed badminton and Speedminton® to answer the guests' probing questions. At larger events, we recommend numbering the racquets visibly and keeping track of them with a check-out list. At past Speedminton® events, handy portable pavilion tents and simple beer garden furniture has proven sufficient – for both racquet loan and for “fluoro-styling” the players. Be sure to include space for these facilities.

You should try to encourage your visitors to try out the new sport, since the feeling of the game has to be experienced first hand – even though Blackminton is a unique spectator experience in itself.

Music

Blackminton is a sports party – so you need a good sound system. For outdoor events, you should be able to get a permit from the authorities easily, as long as you don't bother the neighbors.

Working Lights

We recommend subdued lighting such as target mini-spots for the loan equipment stand, changing rooms, disc jockey, etc. We also suggest keeping flashlights handy during the event and in case you need to pack up in the dark. We recommend hands-free head flashlights.

Photography and Video

If you plan to make professional pictures or video of a night event, remember that flashes won't help! To capture the fluorescent black light subjects correctly, you should aim a black light source at the subject from the camera position. You may find it helpful to have long cables, as well as an assistant with a portable black light, as this will give the camera operator more freedom to move around. If you plan to invite TV teams to your event, we recommend using our powerful black light kits – both for the playing fields and portable for camera support. Conventional camera lighting or flash equipment dampens the black light effect, making the colors lose their intensity.



Promoting Your Event

As mentioned above, you can list your event on the Speedminton® home page, under Community -> Events and Dates.

If you need photos for your own flyers and posters, please contact us – we'd be happy to provide you with high-resolution material free of charge.

You can download our gecko and logo under Community, Download at www.speedminton.net.

We recommend collecting e-mail/snail mail addresses of interested parties, to keep them informed of events and tournaments. If you compile a mailing list, please send it to Speedminton® head office at events@speedminton.com, sorted by zip code (where applicable).

You can list your events on the Speedminton® web site www.speedminton.net under Community -> Events and Dates.

Event Materials

The Speedminton® range of racquets, speeders, and accessories is available at fine sporting goods shops everywhere. Retailers who feature Speedminton® products are listed under "Retailers" at the respective country web sites. You can also order from our web shop: www.speedminton-shop.de.

The event equipment mentioned above is available in a separate list, under www.speedminton.com/download/eventequipment-e.pdf. Nearly all the equipment is available for both rental and sale; after the event, you can decide whether you want to return the equipment or purchase it.

Have Fun with Blackminton!

